

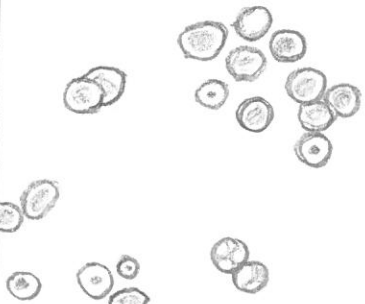
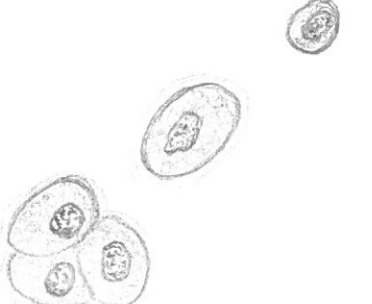
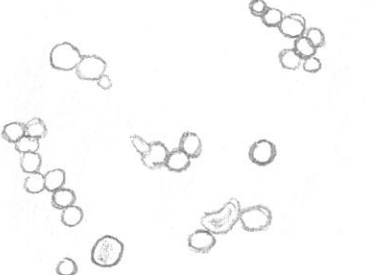







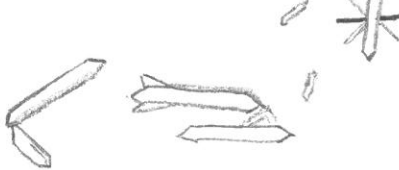


Bassett Healthcare Network  
 Point of Care Testing Microscopy Reference Guides

Urine Sediment Microscopy Atlas



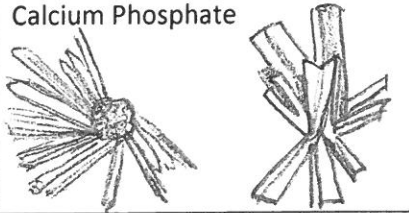
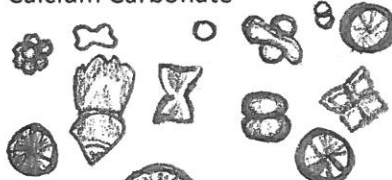
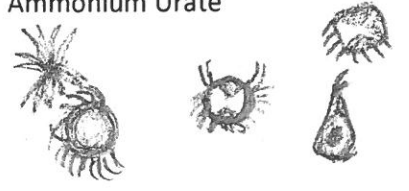
|   |   |  |
|---|---|--|
| <p>Normal Squamous Cell</p>        | <p>WBC</p>            | <p>RBC</p>            |
| <p>Renal /Transitional Cells</p>  | <p>Yeast</p>          | <p>Yeast Hyphae</p>  |
| <p>Bacteria</p>                  | <p>Trichomonas</p>  | <p>Mucus</p>        |

Crystals, Acid pH (common)





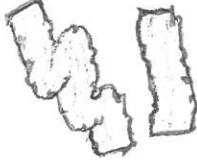

|  |   |  |
|--|---|--|
| <p>Uric Acid</p>      | <p>Amorphous urates</p>  | <p>Calcium Oxalate</p>  |
| <p>Hippuric Acid</p>  |   |  |

**Urine Sediment Microscopy Atlas**

**Crystals, Alkaline pH (common)**

|  |  |  |
|--|--|--|
| <p>Triple Phosphate</p>   | <p>Amorphous phosphates</p>  | <p>Calcium Phosphate</p>  |
| <p>Calcium Carbonate</p>  | <p>Ammonium Urate</p>        |  |

**Casts**

|   |  |  |
|---|--|--|
| <p>Hyaline</p>  | <p>Granular</p>  | <p>WBC Cast</p>  |
| <p>RBC</p>     | <p>Waxy</p>     | <p>Fatty</p>    |