

HEMOSURE® DUO-iFOB TEST

One-step Immunological Fecal Occult Blood Test

Part No: Y0311103502

Patient Instructions

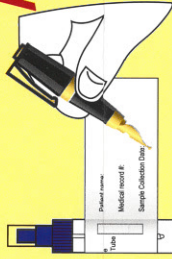
For assistance with these instructions contact:

- Your physician's office
- **or**
- Hemasure technical support: 1-888-Hemasure (436-6787)
Monday - Friday, 8:00 am to 5:30 pm, P.S.T.
- E-mail: techsupport@hemasure.com

STEP 1

Sample Deposit

Fill out personal information on attached label on tubes.



Attention!


STEP 2

Sample Collection


Please repeat step 1 and 2 for second collection - 2 sample collections from consecutive bowel movements are required.

Attention!

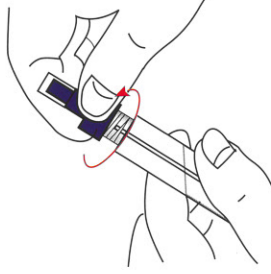
A Lift toilet seat and position sample collection paper across the rim of the toilet bowl. Secure adhesive tabs to the sides of toilet rim. Lower the toilet seat.



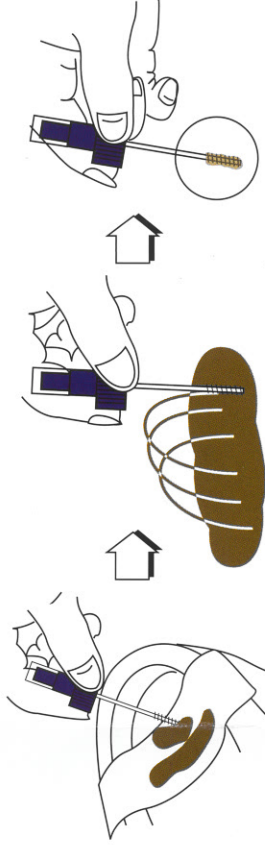
B Make bowel movement onto collection paper.



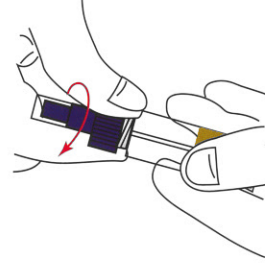
A Unscrew the purple cap from the sample collection tube. **DO NOT POUR OUT THE LIQUID.**



B Poke spiral applicator into stool at 6 different sites. Use only enough fecal material to cover the tip of the applicator. **DO NOT CLUMP, SCOOP, OR FILL THE TUBE.**



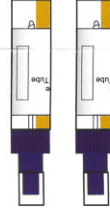
C Screw the applicator back into the tube and secure tightly.



A Complete the address return envelope to your doctor or laboratory.



B Insert sample collection tubes into specimen pouch and seal. Insert specimen pouch into return envelope and seal.



C

Return the sample packet immediately to the clinic or laboratory by mail or in person.

